







Teaching with Ways We Go Culminating Activities



You may want to choose one or more of the following activities after the completion of most or all of the Ways We Go books to compare the modes of transportation.

Best Way to Go

Write the following modes of transportation on the board: Train, Airplane, City Bus, School Bus, Car, Subway, Ferry. Give every student a sticky note. Use the notes to vote on which mode of transportation the student would prefer to use for a trip of 1,000 miles.

Symbols and Schedules

Bring in examples of schedules for students to read and interpret. Compare schedules for different modes of transportation. Download examples from websites if there are none available for your community.

Beginning and Endings

Review the books and find commonalities for starting and ending journeys. Consider using Venn diagrams or compare and contrast charts for this activity.

Steps to Take

What are the common steps taken when using public transportation? Make a chart of the various ways to travel. Show what is similar, from reading the schedule to reading signs to buying the ticket and onward.

People at Work

Review the books and find the common workers that help passengers throughout their journeys.

Planning a Trip

Choose a field trip for your class, even if it's just imaginary. Work out all the steps, using one of the books as a model.